




























































































































Girls 3200 Meter Run Finals























PLACE	VIDEO	ATHLETE	TEAM	MARK	POINTS
1		Kinsley Schuette	8 Holgate	12:02.17	1
2		Elizabeth Niekamp	8 Minster	12:10.55	2
3		Nika Matthews	7 West Liberty-Salem MS	12:24.28	3
4		Paisley Clarke	7 Bryan MS	12:24.55	4
5		Elayna Hoover	7 West Liberty-Salem MS	12:27.62	5
6		Laini Simon	8 Versailles	12:50.18	6
7		Lauren Rittenhouse	8 Tinora JH	12:50.23	7
8		Bryn Gyurasics	8 Liberty Center	12:50.37	8
9		Kayla Clark	8 Bradford MS	13:03.19	
10		Emma Bailey	8 Liberty Center	13:03.66	9
11		Naomi Rahm	8 Versailles	13:04.29	10
12		Maeleigh Evans	8 Lincolnview JH	13:05.51	11
13		Lani Pohlman	7 Coldwater MS	13:05.95	12
14		Luci Maxwell	7 Tinora JH	13:06.16	13
15		Emma Lammers	7 Minster	13:06.71	14
16		Elyn Gerschutz	8 Miller City MS	13:10.80	
17		Reese Miller	7 Van Wert MS	13:11.89	15
18		Savannah Tickle	8 Parkway	13:12.43	
19		Elin Leichty	8 West Liberty-Salem MS	13:15.61	16
20		Stella Huwer	8 St. Henry MS	13:20.23	
21		Addison Fortkamp	7 Ft. Recovery MS	13:22.24	17
22		Keiley Welch	8 Van Wert MS	13:24.10	18
23		Payton Karns	7 Versailles	13:24.31	19

PLACE	VIDEO	ATHLETE	TEAM	MARK	POINTS
24		Olivia Blindauer	8 Minster	13:28.38	20
25		Iris Meister	7 West Liberty-Salem MS	13:35.16	21
26		Melina Schoen	7 Marion Local Ele	13:36.89	22
27		Mia Miller	7 Parkway	13:38.02	
28		Landree McDaniel	7 Versailles	13:42.31	23
29		Ava Kueneker	8 Van Wert MS	13:46.93	24
30		Sadie Schilling	7 Versailles	13:50.27	25
31		Lydia Ledoux	7 Minster	13:57.01	26
32		Kyah Wilhelm	8 Van Wert MS	13:57.90	27
33		Adele Bettinger	7 Coldwater MS	13:59.32	28
34		Lilly Woodruff	7 West Liberty-Salem MS	14:00.38	29
35		Emily Strausbaugh	7 Minster	14:03.15	30
36		Ava Miroglio	7 Lima C.C.	14:04.23	
37		Bella Hill	7 Versailles	14:05.60	31
38		Mazie May	7 Liberty Center	14:08.69	32
39		Lyla Stanley	7 Bryan MS	14:09.26	33
40		Corena Cedarleaf	7 Minster	14:09.91	34
41		Victoria Jutte	8 Ft. Recovery MS	14:11.55	35
42		Addie Breese	8 Lincolnview JH	14:16.48	36
44		Karrina Poeppelman	7 Ft. Loramie JH	14:18.59	37
45		Allie Evans	8 Coldwater MS	14:32.85	38
46		Paige Lugibill	8 Columbus Grove MS	14:34.80	
47		Razann Elbabour	8 Lima Shawnee MS	14:41.63	39
48		Lexi Agler	7 Allen East	14:45.58	
49		Emilia Delgado	7 Tinora JH	14:45.86	40















PLACE	VIDEO	ATHLETE	TEAM	MARK	POINTS
50		Sophia Stoller	8 Van Wert MS	14:48.33	41
51		Tienna Woodbury	8 Mississinawa Valley MS	14:49.69	
52		Lauren Poeppelman	8 Ft. Loramie JH	14:50.98	42
53		Charlotte Rhoades	8 Versailles	14:52.19	43
54		Molly Trissell	7 Versailles	14:53.75	
55		Baylie Platfoot	7 Coldwater MS	14:54.95	44
56		Emily Finch	8 West Liberty-Salem MS	14:55.40	45
57		Lucille Marchal	7 Versailles	14:57.06	
58		Roslyn Barhorst	7 Ft. Loramie JH	14:59.98	46
59		Lauren Kipfer	8 Wayne Trace	15:00.54	47
60		Kenzie Manz	8 Wayne Trace	15:04.40	48
61		Hadley Delzeith	7 St. Henry MS	15:04.57	
62		Mariska Freewalt	8 Del. St. John's	15:06.01	
63		Jocelyn McMillen	8 Holgate	15:06.11	49
64		Maddie Morehead	8 Wayne Trace	15:07.97	50
65		Alexis Stammen	7 Minster	15:17.68	51
66		Raelynn Politz	8 Minster	15:18.04	
67		Eleanor Collins	7 Lima Shawnee MS	15:18.33	52
68		Riley Bever	8 Bryan MS	15:26.71	53
69		Eva Hohman	7 Del. St. John's	15:27.39	
70		Mariah Hill	8 Versailles	15:29.97	
71		Madi Vantine	8 Versailles	15:30.19	
72		Elaine Brickner	8 Lima C.C.	15:30.51	
73		Sophia Pohlman	8 Ft. Loramie JH	15:33.58	54
74		Honor Fledderjohann	8 Marion Local Ele	15:34.22	55

PLACE	VIDEO	ATHLETE	TEAM	MARK	POINTS
75		Lydia Steinecker	8 Van Wert MS	15:39.38	56
76		Harper Spieth	8 Tinora JH	15:40.31	57
77		Harper Pohlman	7 Lincolnview JH	15:47.98	58
78		Brooke Moreland	8 Lima Shawnee MS	15:48.62	59
79		Emma Hartwig	7 Wayne Trace	15:49.06	60
80		Kat McDaniel	8 Minster	15:51.34	61
81		Emma Selhorst	8 Versailles	15:56.07	
82		Brielle Frey	8 Marion Local Ele	15:56.30	
83		Cecilia Topp	7 Minster	16:01.16	
84		Aliveah Bergman	7 Versailles	16:04.52	62
85		Allison Winner	7 Marion Local Ele	16:05.29	
86		Aubree Rethman	7 Ft. Loramie JH	16:06.12	63
87		Myah Dominique	8 Tinora JH	16:08.36	64
88		Britton Broerman	7 Versailles	16:10.25	65
89		Katelyn Siefing	8 Ft. Recovery MS	16:11.40	
90		Lacey Link	7 Coldwater MS	16:11.88	66
91		Julia Evers	8 Versailles	16:12.02	67
92		Reagan Liette	8 Coldwater MS	16:13.52	
93		Kenzie Mount	7 Lincolnview JH	16:14.67	68
94		Emma Brunswick	8 St. Henry MS	16:15.60	69
95		Carly Fortkamp	8 Ft. Recovery MS	16:16.10	
96		Caylin Tong	7 Parkway	16:19.59	69
97		Gemma Platfoot	8 Versailles	16:21.91	
98		Anna Evers	7 Versailles	16:22.10	69
99		Stella Bergman	8 Versailles	16:23.71	

PLACE	VIDEO	ATHLETE	TEAM	MARK	POINTS
100		Olivia Barhorst	8 Lima C.C.	16:26.80	
101		Evie Polley	7 Lincolnview JH	16:28.66	70
102		Charlotte Swary	7 Holgate	16:35.93	71
103		Paige Babani	8 Lima Shawnee MS	16:37.16	72
104		Adrie Gyurasics	8 Liberty Center	16:50.47	73
105		Aurora Gilbert	7 Con. Crestview MS	16:50.79	
106		Mallory Snider	7 Ft. Loramie JH	16:58.53	74
107		Alli Huwer	8 St. Henry MS	16:59.44	
108		Kaitlyn Spencer	7 Bryan MS	17:00.69	75
109		Adelyn Bittner	7 Lincolnview JH	17:02.05	76
110		Celia Werner	8 Ft. Loramie JH	17:05.79	77
111		Jenna Frilling	8 Ft. Loramie JH	17:20.46	
112		Maggie McKibben	7 Versailles	17:21.43	
113		Nora Hillery	7 Van Wert MS	17:23.49	78
114		Miranda Miller	8 Versailles	17:24.86	
115		Emma Weber	8 Tinora JH	17:25.43	79
116		Adley Morehead	7 Wayne Trace	17:29.03	80
117		Makayla Wehrkamp	8 Ft. Recovery MS	17:29.14	81
118		Madison Wendelen	8 Minster	17:34.57	
119		Ella Sigg	7 Holgate	17:37.50	82
120		Opal Dicke	7 Van Wert MS	17:38.99	
121		Londyn Post	7 Holgate	17:50.13	83
122		Gretchen Barhorst	7 Lima C.C.	17:50.32	
123		Lauren Laudick	7 Del. St. John's	17:53.87	
124		Cora Dicke	8 Van Wert MS	18:00.04	

PLACE	VIDEO	ATHLETE	TEAM	MARK	POINTS
125		Abigail Klosterman	8 Marion Local Ele	18:02.50	84
126		Chloe Alexander	7 Versailles	18:21.02	
127		Evelyn Hammacker	7 Mississinawa Valley MS	18:30.33	
128		Elliette "Elli" Walborn	8 Bryan MS	18:35.39	85
129		Kaitlyn Stammen	7 Ft. Recovery MS	18:39.82	86
130		Maizey Murcko	7 Tinora JH	18:50.47	87
131		Issabella Meyers	7 West Liberty-Salem MS	18:53.73	88
132		Rachel Boeckman	7 Ft. Recovery MS	19:06.14	89
133		Sunni Hoying	7 Ft. Loramie JH	19:13.02	
134		Nessa Gross	7 Coldwater MS	19:28.54	90
135		Hannah McBride	8 Tinora JH	20:46.24	
136		Audrey Koester	8 Ft. Loramie JH	21:01.55	
137		Erika Martinez-Barron	8 Mississinawa Valley MS	21:01.71	
138		Mayla Owens	7 Con. Crestview MS	21:16.21	
139		Brielle Martin	8 Bryan MS	21:34.56	91
140		Ryleigh Tice	8 Con. Crestview MS	22:03.85	
141		Autumn Wells	7 Marion Local Ele	22:21.28	92
142		Sophia Bussing	7 Tinora JH	22:44.81	
143		Leah Speelman	8 Bryan MS	27:46.73	93
144		Maya Salma	7 Lima Shawnee MS	28:02.20	94
145		Sienna Langhals	7 Columbus Grove MS	29:52.34	
43		Mia Juosics	Liberty Center	14:17.77	95

Girls 3200 Meter Run Finals Team Scores

PLACE	TEAM	POINTS	SCORERS	TIMES
1	 West Liberty-Salem MS	74	3+5+16+21+29 (45+88)	1:36 1-5 Split 13:08 Avg
2	 Versailles	83	6+10+19+23+25 (31+43)	1:00 1-5 Split 13:22 Avg
3	 Minster	92	2+14+20+26+30 (34+51)	1:52 1-5 Split 13:21 Avg
4	 Van Wert MS	125	15+18+24+27+41 (56+78)	1:36 1-5 Split 13:49 Avg
5	 Tinora JH	181	7+13+40+57+64 (79+87)	3:18 1-5 Split 14:30 Avg
6	 Coldwater MS	188	12+28+38+44+66 (67+90)	3:05 1-5 Split 14:32 Avg
7	 Liberty Center	217	8+9+32+73+95	1:27 1-5 Split 14:14 Avg
8	 Ft. Loramie JH	242	37+42+46+54+63 (74+77)	1:47 1-5 Split 15:09 Avg
9	 Lincolnview JH	243	11+36+58+68+70 (76)	3:23 1-5 Split 15:10 Avg
10	 Bryan MS	250	4+33+53+75+85 (91+93)	6:10 1-5 Split 15:31 Avg
11	 Ft. Recovery MS	267	17+35+65+69+81 (86+89)	4:06 1-5 Split 15:30 Avg
12	 Marion Local Ele	284	22+55+61+62+84 (92)	4:25 1-5 Split 15:51 Avg
13	 Wayne Trace	285	47+48+50+60+80	2:28 1-5 Split 15:42 Avg
14	 Holgate	286	1+49+71+82+83	5:47 1-5 Split 15:50 Avg
15	 Lima Shawnee MS	316	39+52+59+72+94	13:20 1-5 Split 18:05 Avg